

QFP

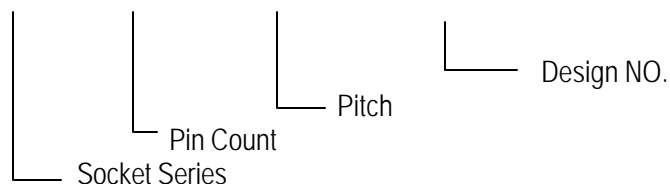
QUAD FLAT
PACKAGE

Applicable IC/QFP • TQFP • MQFP • CQFP

CLAM SHELL TYPE SOCKETS

ORDERING PROCEDURE

FPQ - () - () - ()



SPECIFICATIONS

Contact resistance: Initial 30m Ω (At 10mA)
Maximum voltage: AC700V RMS (for 1 minute)
* Below 0.5mm Pitch
AC500V RMS (for 1 minute)
Insulation resistance: 1,000M Ω or higher (At DC 500V)
Rated current: 1A
Operating temperature range: -60°C ~ +150°C
Terminal strength against pulling: 0.5kg (1 minute)
Insertion: Min. 10,000 times (Mechanical)

MATERIAL

Body: PPS, PEI or PES
Contact: BeCu, SnNiCu plating (Ni-base)

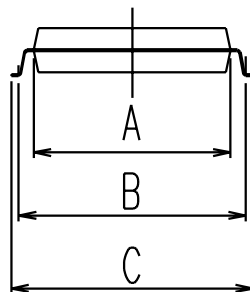
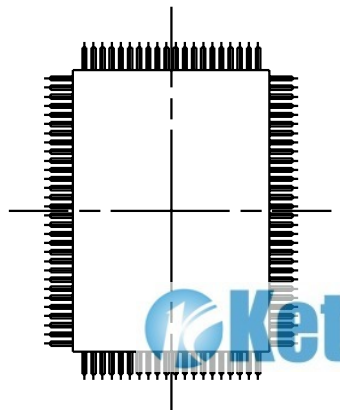
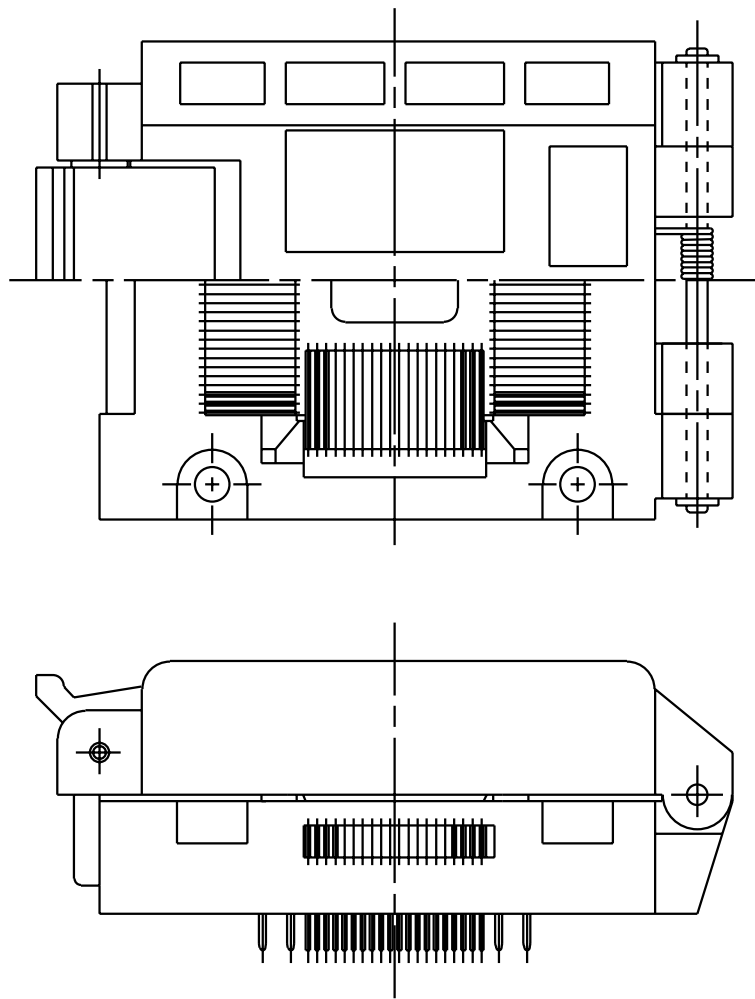
www.ketronix.com

APPLICABLE IC DIMENSIONS & SOCKET DIMENSIONS

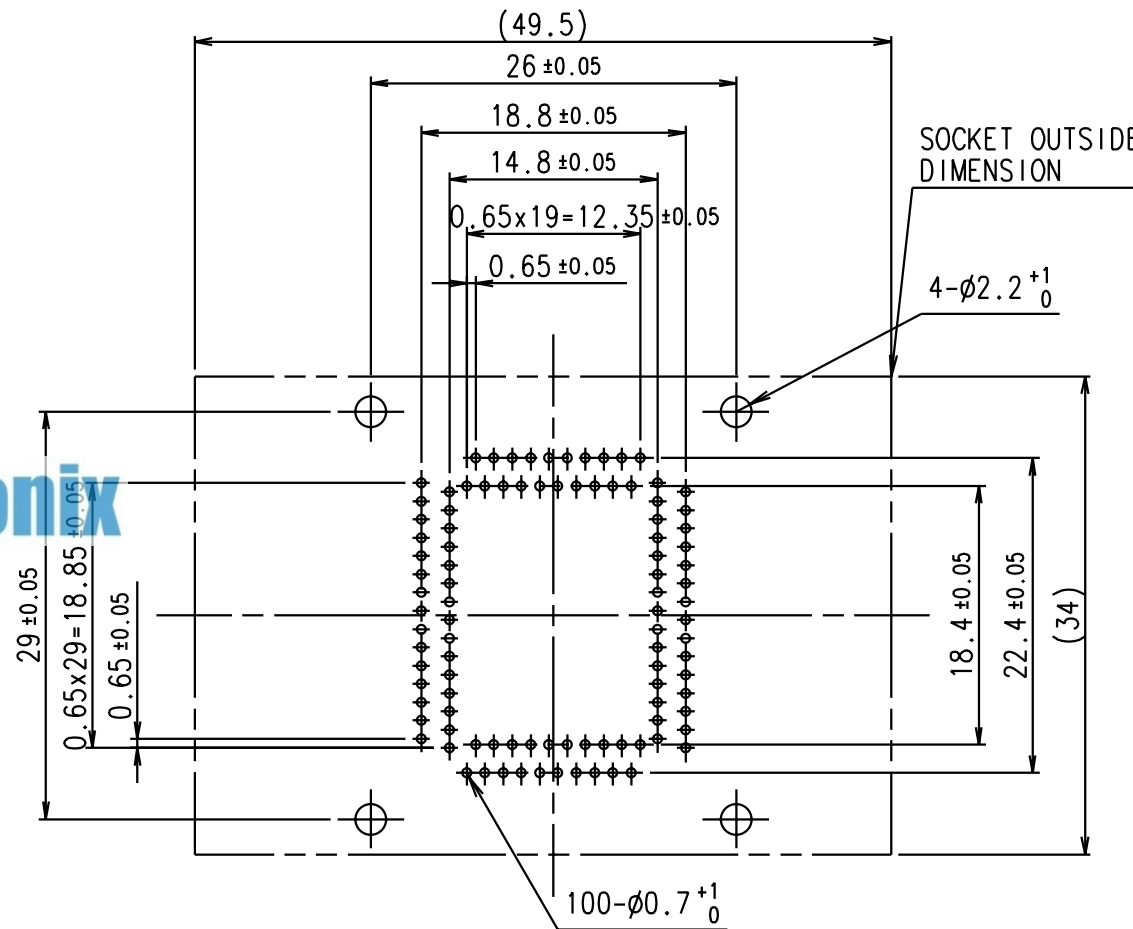
BUMPER TYPE SOCKETS

Unit: mm (in.)

PART NO.	PIN COUNT	PITCH	APPLICABLE IC DIMENSIONS (REF.)			REMARKS
			A	B	C	
FPQ-84-0.635-01	84	0.635 (25mil)	16.51X16.51 (0.650X0.650)	18.535X18.535 (0.730X0.730)	19.815X19.815 (0.780X0.780)	BUMPER
FPQ-100-0.635-01A	100	0.635 (25mil)	19.05X19.05 (0.750X0.750)	21.075X21.075 (0.830X0.830)	22.355X22.355 (0.880X0.880)	BUMPER
FPQ-132-0.635-07	132	0.635 (25mil)	24.13X24.13 (0.950X0.950)	26.155X26.155 (1.030X1.030)	27.435X27.435 (1.080X1.080)	BUMPER
FPQ-164-0.635-02	164	0.635 (25mil)	29.21X29.21 (1.150X1.150)	31.235X31.235 (1.230X1.230)	32.515X32.515 (1.280X1.280)	BUMPER
FPQ-196-0.635-06	196	0.635 (25mil)	34.29X34.29 (1.350X1.350)	36.315X36.315 (1.430X1.430)	37.595X37.595 (1.480X1.480)	BUMPER



FPQ-100-0.65
(REFERENCE ONLY)



FPQ-100-0.65
(REFERENCE ONLY)